

S G S ARTS COLLEGE, TIRUPATI

DEPARTMENT OF **ZOOLOGY**

2018-19


BRIDGE COURSE

2018-2019

SGS Arts College, Tirupati
Department of Zoology

Circular

First-year Life Sciences students who studied vocational courses at the intermediate level are informed to attend the bridge course which will be held at seminar hall, SGS Degree College, Tirupati from 09-07-2018 to 16-07-2018.



Head,
Department of Zoology

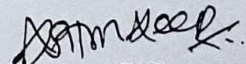
HEAD
Department of Zoology
S.G.S. Arts College
TIRUPATI-517 502

S G S ARTS COLLEGE, TIRUPATI
DEPARTMENT OF ZOOLOGY
2018-2019

Bridge Course-Summary

Name of the programme	Bridge course in ZOOLOGY for vocational students
Duration of Course	One Week
Date	09-07-2018 to 16-07-2018
Venue	III ZOOLOGY LAB [Room No: 118]

S.No	Subject name	Faculty Name	No. of Students
1	UNIT 1	S N SHAMEER	4
2	UNIT 2	B RAVI	4
3	UNIT 3	S N SHAMEER	4
4	UNIT 4	B RAVI	4


HEAD
Department of Zoology
S.G.S. Arts College
TIRUPATI-517 501

S G S ARTS COLLEGE, TIRUPATI

DEPARTMENT OF ZOOLOGY

2018-2019

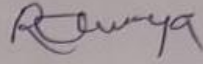
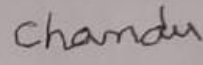
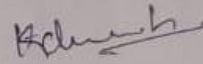
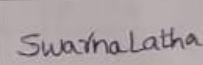
Students List

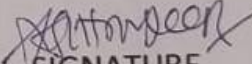
S G S ARTS COLLEGE, TIRUPATI

DEPARTMENT OF ZOOLOGY

2018-2019

Students List

S.No	Name of the student	Signature
1	D Ramya	
2	C Chandu	
3	K Chenchiah	
4	G Swarna Latha	


SIGNATURE
HEAD
Department of Zoology
S.G.S. Arts College
TIRUPATI-517 501

S G S ARTS COLLEGE, TIRUPATI

DEPARTMENT OF **ZOOLOGY**

2018-2019

Bridge Course Timetable

Day	10AM-11AM	11AM-12NOON	12NOON-1PM	2PM-3PM	3PM-4PM
Monday	Unit I	Unit II	Unit III	Unit IV	Q&A Session
Tuesday	Unit II	Unit I	Unit IV	Unit III	
Wednesday	Unit I	Unit II	Unit III	Unit IV	
Thursday	Unit V	Unit III	Unit II	Unit IV	
Friday	Unit III	Unit V	Unit IV	Unit II	
Saturday	Unit II	Unit V	Unit IV	Unit III	

S G S ARTS COLLEGE, TIRUPATI

DEPARTMENT OF ZOOLOGY

2018-2019

Bridge Course Syllabus

BOARD OF INTERMEDIATE EDUCATION, ANDHRA PRADESH
SYLLABUS OF ZOOLOGY FOR BRIDGE COURSE

UNIT- I: ZOOLOGY – Diversity of Living World

1.1 What is life?

1.2 Nature, Scope & meaning of zoology

1.3 Branches of Zoology

1.4 Need for classification- Zoos as tools for the study of taxonomy

1.5 Basic principles of Classification: Biological system of classification- (Phylogenetic classification only)

1.6 Levels or Hierarchy of classification

1.7 Nomenclature – Bi & Trinominal

1.8 Species concept

1.9 Kingdom Animalia

1.10 Biodiversity – Meaning and distribution (Genetic diversity, Species diversity, Ecosystem diversity (alpha, beta and gamma), other attributes of biodiversity, role of biodiversity, threats to biodiversity, methods of conservation, IUCN Red data books, Conservation of wild life in India – Legislation, Preservation, Organisations, Threatened species..

UNIT- II: STRUCTURAL ORGANIZATION IN ANIMALS

2.1 Levels of organization, Multicellularity: Diploblastic & Triploblastic conditions

2.2 Asymmetry, Symmetry: Radial symmetry, and

Bilateral symmetry

(Brief account giving one example for each type from the representative phyla)

2.3 Acoelomates, Pseudocoelomates and Eucoelomates :- Schizo & Entero coelomates (Brief account of formation of coelom)

2.4 Tissues: Epithelial, Connective, Muscular and Nervous tissues. (make it a little more elaborative)

UNIT- III: ANIMAL DIVERSITY - I: INVERTEBRATE PHYLA

3.1 Porifera

3.2 Cnidaria

3.3 Ctenophora

3.4 Platyhelminthes

3.5 Nematoda

3.6 Annelida (Include Earthworm as a type study strictly adhering to NCERT text book)

3.7 Arthropoda

3.8 Mollusca

3.9 Echinodermata

3.10 Hemichordata

UNIT- IV: ANIMAL DIVERSITY - I I: PHYLUM : CHORDATA

4.0 Phylum : Chordata

4.1 Sub phylum: Urochordata

4.2 Sub phylum: Cephalochordata

4.3 Sub phylum : Vertebrata

4.4 Super class: Agnatha

4.4.1 Class Cyclostomata

4.5 Super class: Gnathostomata

4.5.1 Super class pisces

4.5.2 Class: Chondrichthyes

4.5.3 Class: Osteichthyes

4.6 Tetrapoda

4.6.1 Class: Amphibia (Include Frog as a type study strictly adhering to NCERT text book)

4.6.2 Class: Reptilia

4.6.3 Class: Aves

4.6.4 Class: Mammalia

UNIT- V: BIOLOGY & HUMAN WELFARE

5.1 Parasitism and parasitic adaptation

5.2 Health and disease: introduction (follow NCERT)

Life cycle, Pathogenecity, Treatment & Prevention

(Brief account only)

1 Entamoeba histolytica

2 Plasmodium vivax

3 Ascaris lumbricoides

.4 Wuchereria bancrofti

5.3 Brief account of pathogenecity, treatment & prevention of Typhoid, Pneumonia, Common cold, & Ring worm.

5.4 Drugs and Alcohol abuse

S G S ARTS COLLEGE, TIRUPATI

DEPARTMENT OF ZOOLOGY

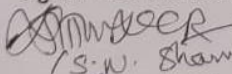
2018-2019


Bridge Course Student Attendance

S G S ARTS COLLEGE, TIRUPATI
DEPARTMENT OF ZOOLOGY
2018-2019
Bridge Course Student Attendance

S.No	Name of the student	Course Studied in Intermediate	Course Joined in UG	09-07-2018	10-07-2018	11-07-2018	12-07-2018	13-07-2018	16-07-2018
1	D Ramya	MPHW (Multi-Purpose Health Worker Course)	BBC	P	P	P	P	P	P
2	C Chandu	Dairy Science	CBZ	P	P	P	P	P	P
3	K Chenchaiyah	Dairy Science	CBZ	P	P	P	P	P	P
4	G Swarna Latha	MLT (Medical Lab Technician Course)	MZC	P	P	P	P	P	P

Signature of the faculty

1. 
(S.W. Shanmugan)

2. 
(B. RAVI)

72

S G S ARTS COLLEGE, TIRUPATI

DEPARTMENT OF ZOOLOGY

2018-2019

Students Marks List

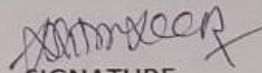
S G S ARTS COLLEGE, TIRUPATI

DEPARTMENT OF ZOOLOGY

2018-2019

Students Marks List

S.No	Name of the student	Marks
1	D Ramya	18
2	C Chandu	21
3	K Chenchiah	20
4	G Swarna Latha	24


SIGNATURE

HEAD
Department of Zoology
S.G.S. Arts College
TIRUPATI-517 501

S G S ARTS COLLEGE, TIRUPATI

DEPARTMENT OF ZOOLOGY

2018-2019

**QUESTION PAPER CONDUCTED FOR THE STUDENTS
BRIDGE COURSE:**

MCQ'S:

1. The chemical basis of inheritance is
 1. Ascorbic acid 2. Deoxyribo Nucleic Acid
 3. Nuclear membrane 4. Ribosome
2. Molecular structure of DNA was discovered by
 1. Charles Darwin 2. Carolus Linnaeus
 3. Watson & Crick 4. J.B.Lamarck
3. Structural and functional units of the body ar
 1. Cells 2. Tissues
 3. Organs 4. Organ Systems
4. Showing response to external or internal stimuli is called as
 1. Homeostasis 2. Senescence
 3. Metabolism 4. Sensitivity
5. Life comes only from life. This is called as
 1. Lipogenesis 2. Biogenesis
 3. Neogenesis 4. Glycogenesis

KEY:

- 1 2
- 2 3
- 3 1
- 4 4
- 5 2

6. Brown fat is found in
 1. Frog 2. Foetuses and infants
 3. Both 1 and 2 4. None of these
7. Reticular tissue is present in
 1. Bones 2. Cartilage
 3. Blubber of Whale 4. Bone marrow, spleen and lymph nodes
8. Perichondrium is absent in
 1. Hyaline cartilage 2. Elastic cartilage
 3. Fibrous cartilage 4. None of these
9. Which salt is present in bone in maximum quantity?
 1. Potassium salts 2. Calcium salts
 3. Magnesium salts 4. Sodium salts
10. If a bone is kept for three days in 10% KOH solution, it will
 1. Dissolve 2. Soften
 3. be unaffected 4. break

Key :

6 2

7 4

8 3

9 2

10 3

11. The first diploblastic animal belongs to
 1. Platyhelminthes 2. annelid 3. Cnidaria 4. Nematoda
12. Cnidoblast is the characteristic feature of
 1. Ctenophora 2. Coelenterata 3. Annelida 4. Arthropoda
13. Select the correct pair of organisms which show both intra and extracellular digestion
 1. Earthworm and Taenia 2. Amoeba and Plasmodium
 3. Gorgonia and Pennatula 4. Neiris and Echinus
14. Among the following which phylum includes the first bilaterally symmetrical, triploblastic, acoelomates with organ system level of organization

1. Annelida 2. Platyhelminthes 3. Nematoda 4. Arthropoda

15. Pseudometamerism is exhibited by

1. Taenia 2. Dugesia 3. Fasciola 4. Schistosoma

Key:

11 3

12 2

13 3

14 1

15 4

16. Notochord occurs all through the length of body and throughout life in

A. Hemichordata B. urochordata C. Cephalochordata D. Vertebrata

17. find out the difference between urochordata and cephalochordates

A. position of endostyle B. pharynx

C. length of notochord D. All of the above

18. Excretory organs of Amphioxus are

19. The group amniota includes

A. Reptiles and birds only B. Reptiles and mammals only

C. Reptiles, birds and mammals D. Mammals and birds only

20. Which one of the following is egg-laying mammal [RPMT 2001; MPPMT2001]

A. Pangolin B. Tachyglossus C. Porcupine D. Bat

KEY:

ACCBCB

21. Hepatic Schizogony discovered by (B)

A. Charles Laveran B. Short & Garnham

C. Camillo Golgi D. Ronald Ross

22. *Ascaris lumbricoides* commonly called as (A)

A. Common round worm B. Hook worm

C. Pin worm D. Eye worm

23. Elephantiasis caused by (C)

A. *Ascaris lumbricoides* B. *Plasmodium ovale*

C. *Wuchereria* D. *Loa loa*

24. Morphine extracted from dried latex of the (A)

A. Pod of poppy plant B. Leaves of *Cannabis*

C. Leaves of *Coca* D. None of the above

25. Cocaine extracted from (C)

A. Pod of poppy plant B. Leaves of *Cannabis* C. Leaves of *Coca* D. None of the above

1. The below parasite have developed Protective cuticle to withstand the action of the

digestive enzymes of the host. ()

A. *Plasmodium* B. *Giardia* C. *Ascaris* D. *Entamoeba*

2. The below parasite produce anti enzymes to neutralize the effect of hosts digestive

enzymes ()

A. *Plasmodium* B. *Giardia* C. *Ascaris* D. *Taenia solium*

3. This parasite is a facultative anaerobe ()

A. *Plasmodium* B. *Giardia* C. *Ascaris* D. *Trypanosoma*

4. Parasitic castration seen in ()

A. *Carcinus maenas* B. *Thenus* C. *Paeneus* D. *Belanus*

5. Following is a Non infectious disease ()

A. *Nyctolopea* B. Osteo malacia C. Amoebic dysentery D. A&B

6. *Lobopodium* seen in which stage in *Entamoeba* ()

A. Cystic stage B. Pre cystic stage C. Trophozoite stage D. None

7. Histolysin an enzyme produced by *Entamoeba* is a ()

A. Proteolytic enzyme B. Lipolytic enzyme 3

C. Amylase D. None

8. Which stage is the non feeding and non pathogenic stage in *Entamoeba* life cycle

A. Trophozoit stage B Pre cystic stage

C. both A&B D. None

9. Chromatoid bars are made up by ()

A. Carbohydrates B. Lipids

C. Ribonucleo protein D. Cellulose

11. The length of the sporozoite of plasmodium approximately ()
A. 20 microns B. 25 microns
C. 10 microns D. 15 microns
12. Pre erythrocytic & Exo erythrocytic cycles of Plasmodium takes place at ()
A. RBC B. WBC C. Hepatocytes D. Spermatocytes
13. Schizogony is a ()
A. Sexual reproduction B. Asexual reproduction
C. Encystment D. None
14. The interval between the first entry of Plasmodium into the blood in the form of
sporozoites and the second entry of Plasmodium into the blood in the form of
Cryptozoites is called. ()
A. Incubation period B. Sedentary period
C. Prepatent period D. Latent period
15. The period between the entry of plasmodium into the blood in the form of
Sporozoite and the first appearance of symptoms of malaria in man is called ()
A. Incubation period B. Sedentary period
C. Prepatent period D. Latent period
16. Pineal spicules seen in ()
A. Male Ascaris B. Male Wuchereria
C. Female Ascaris D. A & B
17. The Infective stage of Ascaris lumbricoides to the new Human ()
A. 1st stage rhabditiform B. 2nd stage rhabditiform
C. Sausage larva D. None
18. The infective stage of Wuchereria ()
A. Sausage larva B. 2nd stage microfilaria
C. 3rd stage microfilaria D. None
19. Typhoid fever confirmed by ()
A. Lipid profile test B. Widal test
C. Bile pigment test D. Popsmeat test
20. Pneumonia affects ()

A.Brain B.Kidneys C.Liver D.Lungs

1.Which are Digenetic parasites ()

A.Entamoeba&Ascaris B.Plasmodium&Wuchereria

C.Entamoeba&Giardia D.None

2.Primary host or Definitive host of plasmodium ()

A.Female Anopheles B.Male Anopheles

C.Female culex D.Man

3.Secondary host or Intermediate host of Wuchereria ()

A.Female Anopheles B.Male Anopheles

C.Female culex D.Man

4.The reservoir host of African sleeping sickness causing protozoan ()

A.Rhesus monkey B. Gnu C.Ostrich D.Chimpanzee

5.Obligatory anaerobe parasites ()

A.Entamoeba&Taenia B.Ascaris&Enterobius

C. Entamoeba& Enterobius D.None

S

Key:

1.C 2.D 3.C 4.A 5.D

6.C 7.A 8.B 9.C 10.C

11.D 12.C 13.B 14.C 15.A

16.A 17.B 18.C 19.B 20.D

1.B 2.A 3.C 4.B 5.A